

Life Is On

Schneider
Electric



The new KNX user interfaces

KNX Push-button Pro / KNX Multitouch Pro



Innovative and intuitive – the new KNX user interfaces

The KNX Multitouch Pro and the KNX Push-button Pro from Schneider Electric are an entirely new generation of KNX user interfaces. Delivering intuitive operation, flexible functionality, and projecting an elegant design, Schneider Electric is proud to introduce this new technology – meeting our customers' requirements and reinforcing our mission – to ensure that **Life Is On** everywhere, for everyone and at every moment.

KNX Multitouch Pro and KNX Push-button Pro

The new KNX Multitouch Pro and KNX Push-button Pro user interfaces are the perfect addition to a modern KNX installation. Features include a fully developed design with a new user interface that is similar to the intuitive and convenient

operation of a smartphone or tablet; and an entire array of functions that are found with conventional multi-function push-buttons. Schneider Electric now delivers the perfect combination of convenience and design.



KNX Multitouch Pro
System M, M-Pure Decor, slate



KNX Push-button Pro
System M, M-Pure Decor, slate/aluminum

KNX Multitouch Pro

The new KNX Multitouch Pro combines the functional versatility of a thermostat and a multi-function push-button with the intuitive operating philosophy of a smartphone or tablet. All functions can be directly controlled using the contact-sensitive touch screen.

Innovative design

The new KNX Multitouch Pro stands out due to its exceptional design. Without protruding buttons, all functions are selected and directly controlled via the contact-sensitive touch screen.

Intelligent operating philosophy

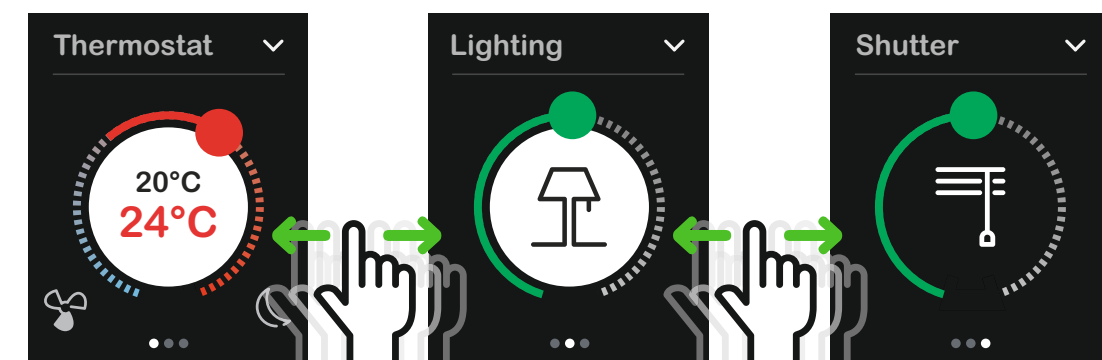
KNX Multitouch Pro function control is similar to that of a smartphone or tablet. Swiping is used for simple and intuitive switching between and selecting main screens – of which as many as eight are possible. Direct operation function takes place in the main menu. Access additional settings by tapping the respective sub-menu.

Flexible and individual

A choice of two interface display designs is possible: vertical or rotary arrangement – or a combination of both. The option to customize the screensaver individually is especially practical in the commercial sector. Whether in the office, the hotel or at home – wherever the emphasis is on design and functionality – KNX Multitouch Pro is the contemporary choice.

Proximity sensor and gesture function

Thanks to the proximity sensor the display is illuminated by approach. The gesture function allows you to control the most-used function with a simple hand gesture.




Switching between main functions is done by swiping

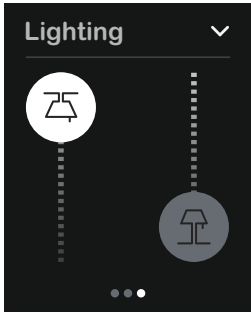
User interface

Choose between two innovative display modes

Give your customers a new level of flexibility. With the new KNX Multitouch Pro, users can choose between a rotary or vertical interface display – or feature a combination of both. This level of control makes it easy to accurately set lighting, temperature, blinds, and scenario settings via the main menu. Additional modifications and customizations can be implemented through the sub-menu.



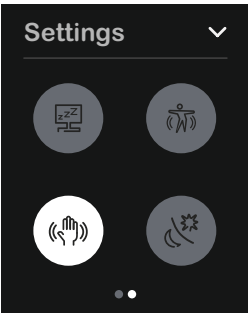
Light control –
in rotary display mode
Based on control-dial
look and feel



Light control –
in vertical display mode
Enables control of
two functions per display

Flexible user configuration

Activation and deactivation of hand gesture function and proximity sensor can be implemented and modified at any time via the sub-menu. Display brightness and nighttime temperature settings can also be found in this menu.

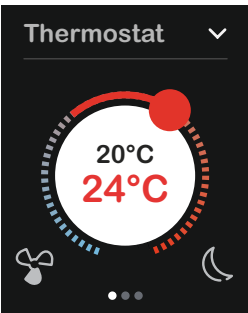


Settings mode
Activation and deactivation
of features such as hand
gesture control, proximity
sensor, display brightness
and temperature control

The plus in terms of flexibility: Your customers can change the values of up to four predefined scenarios themselves on the KNX Multitouch Pro.

Intuitive and easy to follow

Thanks to a display featuring simple colored bars, selected thermostat settings can be easily identified in either display mode. For temperature settings, current and desired values are displayed simultaneously. All functions are displayed using clear and easy to follow symbols, thus removing the need for conventional function labeling.



Temperature control
in rotary display mode
The display shows current
temperature as well as
desired temperature
values. The bar becomes
progressively smaller until
set value is reached.

Main menu and sub-menu


Two levels of control

Up to eight functions are available from the main menu. Up to three settings can be implemented in the sub-menu, depending on the screen.

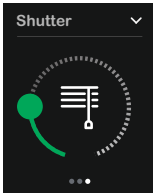
Main menu



Temperature control




Light control




Blind control

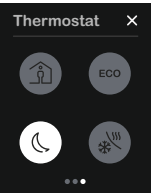
Sub-menu



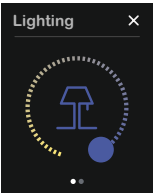
Ventilation



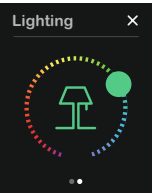
Timer



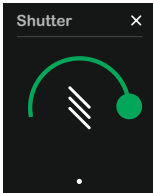
Night mode



Light temperature



Luminous color



Slat adjustment

Overview of functions

The new KNX Multitouch Pro gives your customers a wealth of practical functions:

- Thermostat with analog input for floor sensor
- Control of light, blind, temperature, and scenario via a contact-sensitive touch screen
- Rotary display mode: one function per window – up to eight main functions
- Vertical display mode: two functions per window – up to 16 main functions
- Scenario control: up to four scenarios per window – up to 32 scenarios
- Lock/unlock: protection against unwanted access – with four-digit number code required for unlocking
- Proximity sensor: display illumination is automatically activated upon approach
- Gesture function: controls one previously defined function through the use of a specific gesture
- Customizable screensaver



KNX Push-button Pro

With high quality design and intuitive operability, the new KNX Push-button Pro focuses on the essentials. Thanks to its flexible functionality and flat construction design, the push-button lends itself perfectly to a sophisticated ambiance.

High-quality design

The convenience and flexibility of the KNX Multitouch Pro range is replicated by the KNX Push-button Pro, which also dispenses entirely with individual buttons.

Translucent sensor cover

The individual touch-sensitive zones of the sensor cover are displayed using illuminated function icons that shine through the clear translucent surface and emphasize the high-quality impression of the new push-button. The sensor cover is available in exactly the same colors featured in System M.

Functionality to ensure ideal room control

Up to four functions for light, blind and scenario can be controlled with KNX Push-button Pro. This means that in combination with KNX Multitouch Pro, you have at your disposal the perfect solution for intuitive and flexible room control at home or in commercial spaces.



KNX Push-button Pro
System M, M-Pure, aluminum

Flexible down to the last detail

Flexible in form and functionality

The new KNX Push-button Pro ensures maximum flexibility for every single phase of planning and project design. Furthermore, the allocation of function type and numbers can be specified and altered at any stage in the installation process.

Only one interface is required – which can be equipped with up to four functions for light and blind control, as well as scenario. Subsequent function alterations do not require replacement of an interface. In the event of a change in room set-up, function changes can be redefined in the ETS software and the respective function symbols are replaced on the sensor cover.

Illuminated function symbols

Operation of the KNX Push-button Pro is intuitive, thanks to the clear and easy-to-follow symbols. A variety of symbol foils are available for displaying light, blind and scenario. All symbols can be combined to suit individual requirements.

In addition, all symbols are back-lit and indicate status. It is also possible to select between two shades of white, or a white and green status indicator.

Night mode and proximity sensor

Thanks to the KNX Push-button Pro's integrated proximity sensor, symbols remain until they are approached. The back-lit symbols enable quick orientation and allow a clear and intuitive operation of the interface. Symbols are not visible in quiet mode, meaning that the push-button gives the appearance of an elegant, flat surface. Should continuous illumination be required, the proximity sensor can be deactivated.

Brightness levels of illuminated symbols can be reduced in night mode. Time-specific programming in the ETS or as a scenario can be defined on the push-button and called up manually at any time.



KNX Push-button Pro,
2 functions, light and blind



KNX Push-button Pro,
3 functions, light, blind and scenario




KNX Push-button Pro,
4 functions, light and blind

Icon foils for all functions


A foil set is included with the KNX Push-button Pro interface to define clear and professional-looking labeling of basic functions. In addition, a blank carrier foil can be equipped individually with freely selectable individual symbols.

Carrier foil

Finished foils



Individual symbols for use with carrier foil



Overview of functions

The new KNX Push-button Pro interface provides your customers with a wealth of practical functions:

- Control of lights, blinds and scenarios via one sensor cover
- Intuitive and simple operation thanks to illuminated status color
- Back-lit: two shades of white or white and green
- Flexible allocation of sensor zones
- Night mode: time-controlled or can be activated as scenario
- Proximity sensor: display illumination triggered by approach
- Express commissioning for rapid programming
- Group addresses are retained even when the position of each function is changed



Installation and commissioning

The new KNX user interface range provides you with a completely new approach for planning, commissioning and installing. Simpler, faster and more flexible.

Features that you and your customers will love

Previously it was necessary to predefine all functions in advance when setting up a KNX installation. Planning with the new KNX user interface is now simplified. Now, only two references are required for a simple KNX installation of all rooms, based on the number of required functions. The allocation of desired functions can be implemented at the time of commissioning.

An express commissioning feature enables rapid project design of the push-button. This feature enables frequently-used functions to be predefined in the ETS application. The position of the functions can be modified at any time without any risk of losing group addresses. No additional power supply is required for the KNX Multitouch Pro nor for the KNX Push-button Pro.

High-class room-control

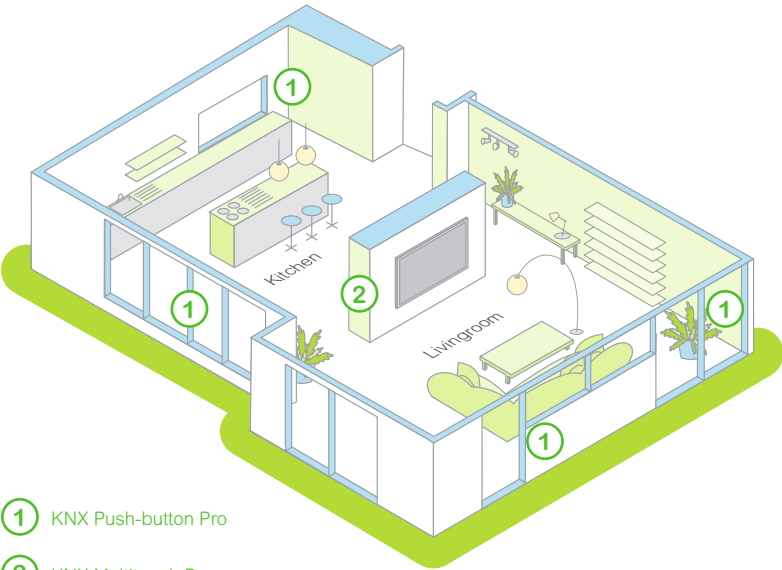
The KNX Multitouch Pro and KNX Push-button Pro user interfaces give your customers a choice of two innovative user interfaces which, when operating together, fulfill all the requirements for a fully functional room control solution that offers exceptional comfort.

Implement room functions, effortlessly

For hotels, for offices or for homes – the new KNX user interface range makes it simple for you to fulfill your wishes for increased convenience and comfort.

Install the KNX Multitouch Pro room by room from a central point to control general room functions such as temperature, blinds and lighting.

Install the KNX Push-button Pro in areas where additional local light and blind control functionality is required.



- ① KNX Push-button Pro
- ② KNX Multitouch Pro

The System M switch range – integrating the new KNX user interface

Functional perfection from a system whose combination possibilities has led to it being awarded numerous design awards – this is System M. Available in six different designs, System M delivers maximum flexibility.

M-Pure, M-Pure Decor




M-Pure Decor, slate



M-Pure, active white



M-Pure, polar white



M-Pure, aluminum



M-Pure, anthracite

M-Elegance, M-Plan



M-Elegance, Real glass,
onyx black



M-Elegance, Solid wood,
beech/active white



M-Elegance, Metal,
platinum silver/polar white



M-Plan, aluminum



M-Plan, anthracite

M-Smart, M-Creativ



M-Smart, polar white



M-Smart, active white



M-Smart, polar white



M-Creativ, interchangeable
frame with red inlay



M-Creativ, interchangeable
frame with golden inlay



Schneider Electric GmbH

Gothaer Straße 29
D-40880 Ratingen
Tel.: +49 2102 404 6000 *
Fax: +49 180 575 4575
www.schneider-electric.de

* €0.14/min. from landline telephones,
Mobile phones max. €0.42/min.

E-mail addresses:
[Schneider Electric Deutschland: de-schneider-service@schneider-electric.com](mailto:de-schneider-service@schneider-electric.com)

All statements in this brochure relating to our products are intended solely for product description purposes and are legally non-binding. Misprints, errors and changes for the purpose of product advances remain reserved, even without prior announcement.

Insofar as statements contained in this brochure become express components of a contract concluded with Schneider Electric, the statements contained in this brochure which are referenced in the contract are exclusively for the purpose of establishing the agreed-upon appearance and workmanship of the object of the contract pursuant to § 434 BGB and do not justify any further extension of guaranteed appearance and workmanship pursuant to statutory stipulations.

© All rights reserved. Layout, furnishings, logos, texts, graphics and images in this brochure are copyrighted.

The General Business and Delivery Terms and Conditions can be found on the homepage of the respective country.